

gasser

HOSPITALITY

PRODUCT SUMMARY CATALOG

2026



gasser



SINCE 1946

A CHAIRISHED LEGACY

Gasser's legacy began in 1946 with a belief that thoughtful design can change an industry. That foundation has guided us for the last 80 years. Our philosophy is simple: purpose-driven designs with every curve, stitch, and structure crafted to serve both form and function. A legacy, chairished and enduring.

FORGING AHEAD

Founded in Youngstown, OH, with a pioneering spirit and a drive for innovation, Gasser shaped the industry—experimenting with aluminum before it was standard, pushing design and materials further, and setting new expectations for what defines a chair. Today, we're still family owned and still building every chair to order—just as we always have. This is why our chairs call many of the most prestigious properties around the world home.

SIT DOWN. STAND OUT.

Gorgeous finishes and fine tailoring, combined with a commitment to using premium internal components, a stellar quality assurance program, and industry-leading customer service make Gasser chairs stand out above the rest. From elegant casino lounges to high-performance hospitality spaces, Gasser chairs do more than fill a room. They define it.

2026 HOSPITALITY PRODUCT SUMMARY CATALOG

SUSTAINABILITY	i	DINING & BAR SEATING	34
STACKABLE BANQUET SEATING	01	APOLLO	36
ARIANNA	02	CONLEY	38
BELLA	06	ELLIE	42
CALLA	10	GEORGETOWN	46
GEORGETOWN	12	GIBSON	50
IDORA	16	GLENWOOD	54
KL	20	HOLLYWOOD	56
LOGAN	24	HORIZON	60
NEWPORT	28	IDORA	64
SOLANDRA	30	LANTERMAN	68
		LEBARON	72
LOUNGE & CONFERENCE SEATING	104	MYRA	76
GENESIS	106	NEWPORT	80
HAMPTON	110	NOLA	82
MAXWELL	114	NORTHWOOD	86
PARKER	116	PARK AVENUE	88
STROLLO	118	RIVERSIDE	92
		ROMA	94
		SONATA	98
		STEEL VALLEY	102
		INFORMATION	120
		COMMONLY USED BASES	120
		CUSTOM OPTIONS	121
		FINISH OPTIONS	122
		INDEX	124

MIND FULLY MADE

gasser

Gasser Chair's commitment to the environment has been a matter of policy from the very beginning. As an industry leader of sustainable chair manufacturing, understanding our impact allows us to improve our plan for a carbon neutral future.

WHERE WE'RE HEADED:

Net Zero Carbon
BY 2030

88% Waste Diversion
BY 2025



Scan to Download Gasser's
2024 SUSTAINABILITY REPORT

2025 SUSTAINABILITY REPORT COMING MAY 2026





STACKABLE BANQUET SEATING

The **ARIANNA** SERIES

BUDGET CONSCIOUS • HIGH VOLUME ORDERS • LIGHT WEIGHT
SMALL FOOTPRINT • STACKS HIGH

STACKABLE UP TO 12



STANDARD FEATURES

- Stacks up to 12 High (Seat-on-Seat)
- Fully Upholstered Dual Contoured Backrest
- Integrated Aluminum Handle
- Powder Coated Aluminum Back Plate with Flex Back Action
- Wave Profile Seat with High-Density Molded Foam Cushion
- Injection Molding Polymer Bottom Plate
- High-Strength Aluminum Tube Legs
- Eco-Friendly Powder Coat Finish
- Multi Surface Glides



Rectangular Back



ARN-101

Seat Height: 18.0 in
Seat Width: 16.3 in
Seat Depth: 17.0 in
Overall Height: 36.0 in
Overall Width: 18.8 in
Overall Depth: 24.0 in

Shield Back



ARN-102

Seat Height: 18.0 in
Seat Width: 16.3 in
Seat Depth: 17.0 in
Overall Height: 36.0 in
Overall Width: 18.8 in
Overall Depth: 24.0 in

Hourglass Back



ARN-104

Seat Height: 18.0 in
Seat Width: 16.3 in
Seat Depth: 17.0 in
Overall Height: 36.0 in
Overall Width: 18.8 in
Overall Depth: 24.0 in



See finishes and upholstery treatment options on pages 121-123.

The BELLA SERIES

MULTIPLE BACK STYLES • FLEX BACK OR NON-FLEX • HIGH VOLUME ORDERS

STACKABLE UP TO 12

NEW SERIES

STUDIO COLLECTION



STANDARD FEATURES

- Stacks Up to 12 High (Frame-on-Frame)
- High-Strength Aluminum Frame Construction
- Flex Back Action Backrest (*Optional Non-Flex Back Available*)
- Waterfall Contoured Seat Cushion
- Eco-Friendly Powder Coat Finish
- Premium Carpet Glides
- Optional Retractable Ganging Brackets Available*

Straight Back



BEL-100

Seat Height: 19.0 in
Seat Width: 15.7 in
Seat Depth: 17.0 in
Overall Height: 37.6 in
Overall Width: 18.1 in
Overall Depth: 23.0 in

Tapered Back



BEL-101

Seat Height: 19.0 in
Seat Width: 15.7 in
Seat Depth: 17.0 in
Overall Height: 37.6 in
Overall Width: 18.1 in
Overall Depth: 23.1 in

Oval Back



BEL-102

Seat Height: 19.0 in
Seat Width: 15.7 in
Seat Depth: 17.0 in
Overall Height: 37.6 in
Overall Width: 18.1 in
Overall Depth: 22.3 in



See finishes and upholstery treatment options on pages 121-123.

The CALLA SERIES

FLAT SEAT • INTEGRATED HANDLE • HIGH VOLUME ORDERS

NEW SERIES

STUDIO
COLLECTION

STACKABLE UP TO 12



- ### STANDARD FEATURES
- Stacks Up to 12 High (Frame-on-Frame)
 - High-Strength Aluminum Frame Construction
 - Ergonomically Contoured Integrated Handle
 - Flex Back Action Backrest
 - Flat Top, Boxed Seat Cushion
 - Eco-Friendly Powder Coat Finish
 - Premium Carpet Glides
- Optional Retractable Ganging Brackets Available*



CAL-100

Seat Height: 18.5 in
Seat Width: 15.7 in
Seat Depth: 17.0 in
Overall Height: 36.3 in
Overall Width: 17.7 in
Overall Depth: 22.8 in

The **GEORGETOWN** SERIES

CONTEMPORARY DESIGN • COORDINATING ARMCHAIR • COORDINATING BARSTOOL
LIGHT WEIGHT

STACKABLE UP TO 8



STANDARD FEATURES

- Stacks Up To 8 High (Seat-on-Seat)
- High-Strength Ribbed Aluminum Frame
- Welded Frame Construction
- High-Density Molded Foam Cushion
- Injection Molding Polymer Bottom Plate
- Eco-Friendly Powder Coat Finish
- Premium Carpet Glides

Round Back



GTW-100

Seat Height: 19.0 in
Seat Width: 17.0 in
Seat Depth: 18.0 in
Overall Height: 36.0 in
Overall Width: 19.5 in
Overall Depth: 24.5 in

Square Back



GTW-103

Seat Height: 19.0 in
Seat Width: 17.0 in
Seat Depth: 18.0 in
Overall Height: 36.0 in
Overall Width: 19.5 in
Overall Depth: 24.5 in

Shown with Optional Integrated Handle

Tapered Back



GTW-101

Seat Height: 19.0 in
Seat Width: 17.0 in
Seat Depth: 18.0 in
Overall Height: 36.0 in
Overall Width: 19.5 in
Overall Depth: 24.5 in

Rectangular Back



GTW-102

Seat Height: 19.0 in
Seat Width: 17.0 in
Seat Depth: 18.0 in
Overall Height: 36.0 in
Overall Width: 19.5 in
Overall Depth: 24.5 in



Coordinating barstool available; See page 48. See finishes and upholstery treatment options on pages 121-123.

The **IDORA** SERIES

FRAME-ON-FRAME STACKING • STACKS HIGH • BUDGET CONSCIOUS
HIGH VOLUME ORDERS • MODERN DESIGN

STACKABLE UP TO 12



STANDARD FEATURES

Stacks Up to 12 High (Frame-on-Frame)

Aluminum Frame Backrest

Powder Coated Aluminum Back Plate with Flex Back Action

Waterfall Contoured Seat with Molded Foam Cushioning

High-Strength Tapered Aluminum Legs

Eco-Friendly Powder Coat Finish

Premium Carpet Glides

Optional Retractable Ganging Brackets Available

Straight Back



IDO-102

Seat Height: 19.0 in
Seat Width: 15.5 in
Seat Depth: 17.8 in
Overall Height: 35.0 in
Overall Width: 17.5 in
Overall Depth: 23.5 in

Shown with Optional Integrated Handle

Tapered Back



IDO-105

Seat Height: 19.0 in
Seat Width: 15.5 in
Seat Depth: 17.8 in
Overall Height: 37.0 in
Overall Width: 17.9 in
Overall Depth: 23.0 in

Standard with Lattice Back

Straight Back



IDO-103

Seat Height: 19.0 in
Seat Width: 15.5 in
Seat Depth: 17.8 in
Overall Height: 35.0 in
Overall Width: 17.5 in
Overall Depth: 23.5 in

*Standard with Lattice Back
Shown with Optional Integrated Handle*

Tapered Back



IDO-104

Seat Height: 19.0 in
Seat Width: 15.5 in
Seat Depth: 17.8 in
Overall Height: 37.0 in
Overall Width: 17.9 in
Overall Depth: 23.0 in

Shown with Optional Integrated Handle



Coordinating barstools available; See page 66. See finishes and upholstery treatment options on pages 121-123.

The KL SERIES

ORNATE SOLID LEGS • STACKS HIGH • TRANSITIONAL DESIGN

STACKABLE UP TO 10



STANDARD FEATURES

Stacks up to 10 High (Seat-on-Seat)

Gasser's Protective Edge

Dual Contoured Ergonomic Backrest

Powder Coated Aluminum Back Plate with Flex Back Action

Flat Top Seat with Molded Foam Cushion

Injection Molded Polymer Bottom Plate

Solid, Cast Aluminum Legs

Eco-Friendly Powder Coat Finish

Black Nylon Glides



Shield Back



KLS-100

Seat Height: 18.5 in
Seat Width: 16.5 in
Seat Depth: 16.0 in
Overall Height: 35.0 in
Overall Width: 17.0 in
Overall Depth: 22.5 in

Flared Back



KLS-104

Seat Height: 18.5 in
Seat Width: 16.5 in
Seat Depth: 16.0 in
Overall Height: 35.0 in
Overall Width: 17.0 in
Overall Depth: 22.5 in

Rectangular Back



KLS-101

Seat Height: 18.5 in
Seat Width: 16.5 in
Seat Depth: 16.0 in
Overall Height: 35.0 in
Overall Width: 17.0 in
Overall Depth: 22.5 in

Tapered Back



KLS-105

Seat Height: 18.5 in
Seat Width: 16.5 in
Seat Depth: 16.0 in
Overall Height: 35.0 in
Overall Width: 17.0 in
Overall Depth: 22.5 in

Oval Back



KLS-102

Seat Height: 18.5 in
Seat Width: 16.5 in
Seat Depth: 16.0 in
Overall Height: 35.0 in
Overall Width: 17.0 in
Overall Depth: 22.5 in



See finishes and upholstery treatment options on pages 121-123.

The **LOGAN** SERIES

BUDGET CONSCIOUS • MULTIPLE SEAT WIDTHS • STACKS HIGH • TRADITIONAL DESIGN

STACKABLE UP TO 10



STANDARD FEATURES

Stacks up to 10 High (Seat-on-Seat)

Gasser's Protective Edge

Powder Coated Aluminum Back Plate with Flex Back Action

Flat Top Seat with Molded Foam Cushion

Injection Molding Polymer Bottom Plate

High-Strength Aluminum Tube Legs

Eco-Friendly Powder Coat Finish

Premium Carpet Glides

Traditional Back



LGN-100

Seat Height: 18.5 in
Seat Width: 16.5 in
Seat Depth: 16.0 in
Overall Height: 35.0 in
Overall Width: 17.0 in
Overall Depth: 22.5 in

Arched Top Back



LGN-110

Seat Height: 18.5 in
Seat Width: 16.5 in
Seat Depth: 16.0 in
Overall Height: 35.0 in
Overall Width: 17.0 in
Overall Depth: 22.5 in

Circular Back



LGN-101

Seat Height: 18.5 in
Seat Width: 16.5 in
Seat Depth: 16.0 in
Overall Height: 35.0 in
Overall Width: 17.0 in
Overall Depth: 22.5 in

Scalloped Top Back



LGN-112

Seat Height: 18.5 in
Seat Width: 16.5 in
Seat Depth: 16.0 in
Overall Height: 35.0 in
Overall Width: 17.0 in
Overall Depth: 22.5 in

Oval Back



LGN-102

Seat Height: 18.5 in
Seat Width: 16.5 in
Seat Depth: 16.0 in
Overall Height: 35.0 in
Overall Width: 17.0 in
Overall Depth: 22.5 in

Rectangular Back



LGN-118

Seat Height: 18.5 in
Seat Width: 16.5 in
Seat Depth: 16.0 in
Overall Height: 35.0 in
Overall Width: 17.0 in
Overall Depth: 22.5 in

See finishes and upholstery treatment options on pages 121-123.



The NEWPORT SERIES

LONG LASTING COMFORT • TRANSITIONAL DESIGN • WIDER SEAT

STACKABLE UP TO 6



STANDARD FEATURES

- Stacks Up To 6 High (Seat-on-Seat)
- Fully Upholstered Compound Curved Backrest
- Channel Sewn Detail
- Powder Coated Aluminum Back Plate with Flex Back Action
- Wave Profile, Molded Foam Seat Cushion with Waterfall Front
- Eco-Friendly Powder Coat Finish
- Multi-Surface Glides



Flat Top Back



NPT-100

Seat Height: 19.0 in
Seat Width: 17.5 in
Seat Depth: 17.0 in
Overall Height: 35.5 in
Overall Width: 20.0 in
Overall Depth: 26.5 in

Bevel Top Back



NPT-104

Seat Height: 19.0 in
Seat Width: 17.5 in
Seat Depth: 17.0 in
Overall Height: 35.0 in
Overall Width: 20.0 in
Overall Depth: 26.5 in

Coordinating barstool available; See page 81.

The **SOLANDRA** SERIES

LONG-TERM COMFORT • STANDARD INTEGRATED HANDLE • STACKS HIGH • WIDER SEAT

STACKABLE UP TO 8



STANDARD FEATURES

Stacks Up To 8 High (Seat-on-Seat) (*Stack 10 Version Available*)

Fully Upholstered Dual Contoured Backrest

Integrated Aluminum Handle

Powder Coated Aluminum Back Plate with Flex Back Action

Wave Profile Seat with High-Density Molded Foam Cushion

Injection Molding Polymer Bottom Plate

High-Strength, Ribbed Aluminum Tube Legs

Eco-Friendly Powder Coat Finish

Premium Carpet Glides



Rectangular Back



SLA-101

Seat Height: 19.0 in
Seat Width: 17.5 in
Seat Depth: 17.0 in
Overall Height: 36.0 in
Overall Width: 20.3 in
Overall Depth: 24.5 in

Shield Back



SLA-102

Seat Height: 19.0 in
Seat Width: 17.5 in
Seat Depth: 17.0 in
Overall Height: 36.0 in
Overall Width: 20.3 in
Overall Depth: 24.5 in

Hourglass Back



SLA-104

Seat Height: 19.0 in
Seat Width: 17.5 in
Seat Depth: 17.0 in
Overall Height: 36.0 in
Overall Width: 20.3 in
Overall Depth: 24.5 in



See finishes and upholstery treatment options on pages 121-123.





DINING & BAR

The APOLLO SERIES

DEEP CHANNEL SEWN DETAIL • TRANSITIONAL DESIGN ELEMENTS • FLEX BACKREST



STANDARD FEATURES

Fully Upholstered Wraparound Backrest with Deep Channel Sewn Detail

Powder Coated Aluminum Back Plate with Flex Back Action

Flat Top Seat Cushion

Solid Hardwood Legs with Flush Fitting Metal Sabots

Steel Footrest

Eco-Friendly Powder Coat Finish

Premium Carpet Glides



APL-100-WD12

Seat Height: 30.0 in

Seat Width: 18.5 in

Seat Depth: 17.5 in

Overall Height: 41.0 in

Overall Width: 23.3 in

Overall Depth: 22.0 in

The **CONLEY** SERIES

ELEGANT WRAPAROUND BACKREST • TRANSITIONAL DESIGN •
WOOD AND ALUMINUM BASE OPTIONS



STANDARD FEATURES

Fully Upholstered Wraparound Backrest with Integrated Lumbar Support

Webbed Deck Seat with Waterfall Front and Molded Foam Cushion

Solid Maple Base with 'X' Stretcher (Optional Aluminum Base Available)

Flush Fitting Metal Leg Sabots

Premium Carpet Glides



Dining Chair - Hardwood Base



CNL-100

Seat Height: 19.0 in
Seat Width: 18.0 in
Seat Depth: 18.0 in
Overall Height: 33.3 in
Overall Width: 22.0 in
Overall Depth: 24.0 in

Barstool - Hardwood Base



CNL-100-B

Seat Height: 30.5 in
Seat Width: 18.0 in
Seat Depth: 18.0 in
Overall Height: 44.5 in
Overall Width: 22.0 in
Overall Depth: 24.0 in

Dining Chair - Aluminum Base



CNL-100-M


Seat Height: 19.0 in
Seat Width: 18.0 in
Seat Depth: 18.0 in
Overall Height: 33.3 in
Overall Width: 22.0 in
Overall Depth: 24.0 in

Barstool - Aluminum Base



CNL-100-M-B

Seat Height: 30.5 in
Seat Width: 18.0 in
Seat Depth: 18.0 in
Overall Height: 44.5 in
Overall Width: 22.0 in
Overall Depth: 24.0 in



See finishes and upholstery treatment options on pages 121-123.



The **ELLIE** SERIES

TRANSITIONAL DESIGN • STACKABLE • WOOD GRAIN FINISH AVAILABLE

STACKABLE UP TO 6



NEW SERIES

STUDIO
COLLECTION

STANDARD FEATURES

Stacks Up to 6 High (Seat-on-Seat)

High-Strength Tapered Aluminum Legs

Welded Frame Construction

High-Density Foam Seat Cushion

Eco-Friendly Powder Coat Finish

Premium Carpet Glides

Optional Retractable Ganging Brackets Available on Side Chair



Side Chair



ELE-100

Seat Height: 19.0 in
Seat Width: 17.5 in
Seat Depth: 19.5 in
Overall Height: 36.3 in
Overall Width: 17.6 in
Overall Depth: 23.3 in

Armchair



ELE-100-A

Seat Height: 19.0 in
Seat Width: 17.5 in
Seat Depth: 19.5 in
Overall Height: 36.3 in
Overall Width: 23.0 in
Overall Depth: 23.3 in
Arm Height: 25.3 in

Barstool



ELE-100-B

Seat Height: 30.0 in
Seat Width: 17.5 in
Seat Depth: 19.5 in
Overall Height: 47.3 in
Overall Width: 17.6 in
Overall Depth: 23.3 in



See finishes and upholstery treatment options on pages 121-123.

The **GEORGETOWN** SERIES

CONTEMPORARY DESIGN • COORDINATING ARMCHAIR, BARSTOOL, AND STACKABLE BANQUET CHAIR •
LIGHT WEIGHT



STANDARD FEATURES

High-Strength Ribbed Aluminum Frame

Welded Frame Construction

High-Density Molded Foam Cushion

Injection Molded Polymer Bottom Plate

Eco-Friendly Powder Coat Finish

Premium Carpet Glides



Round Back



GTW-100-B

Seat Height: 31.0 in
Seat Width: 17.0 in
Seat Depth: 16.5 in
Overall Height: 44.6 in
Overall Width: 20.0 in
Overall Depth: 23.5 in

Square Back



GTW-103-B

Seat Height: 31.0 in
Seat Width: 17.0 in
Seat Depth: 16.5 in
Overall Height: 44.6 in
Overall Width: 20.0 in
Overall Depth: 23.5 in

Tapered Back



GTW-101-B

Seat Height: 31.0 in
Seat Width: 17.0 in
Seat Depth: 16.5 in
Overall Height: 44.6 in
Overall Width: 20.0 in
Overall Depth: 23.5 in

Rectangular Back



GTW-102-B


Seat Height: 31.0 in
Seat Width: 17.0 in
Seat Depth: 16.5 in
Overall Height: 44.6 in
Overall Width: 20.0 in
Overall Depth: 23.5 in



Coordinating stackable banquet chairs available; See page 14. See finishes and upholstery treatment options on pages 121-123.

The **GIBSON** SERIES

MINIMALIST DESIGN • 2 BACK STYLES • FLAT SEAT



STANDARD FEATURES

Powder Coated Aluminum Back Plate with Flex Back Action

Flat Top, Molded Foam Seat Cushion

High-Strength Aluminum Base

Eco-Friendly Powder Coat Finish

Premium Carpet Glides

Barstool - Barrel Back



GIB-100-B

Seat Height: 30.5 in
Seat Width: 18.0 in
Seat Depth: 18.3 in
Overall Height: 39.0 in
Overall Width: 20.5 in
Overall Depth: 23.5 in

Barstool - Flat Back



GIB-101-B

Seat Height: 30.5 in
Seat Width: 18.0 in
Seat Depth: 18.3 in
Overall Height: 39.0 in
Overall Width: 20.5 in
Overall Depth: 23.5 in



See finishes and upholstery treatment options on pages 121-123.



The **GLENWOOD** SERIES

STACKS UP TO 4 HIGH • SOLID HARDWOOD FRAME • TRANSITIONAL DESIGN



STANDARD FEATURES

- Stacks up to 4 High (Seat-on-Seat)
- Fully Upholstered, Webbed Backrest
- Solid Maple Frame with Tapered Legs
- Webbed Deck Seat with High-Density Foam Cushion
- Premium Carpet Glides



GLD-100
Seat Height: 19.0 in
Seat Width: 18.0 in
Seat Depth: 19.5 in
Overall Height: 34.5 in
Overall Width: 21.3 in
Overall Depth: 26.0 in

The HOLLYWOOD SERIES

1" THICK SOLID MAPLE BACKREST • EXPOSED FLEX BACK PLATE •
WOOD AND ALUMINUM BASE OPTIONS



STANDARD FEATURES

1" Thick Solid Maple Backrest with Upholstered Inside Cushion

Exposed, Decorative Back Plate with Flex Back Action

Wave Profile Seat with Molded Foam Cushion

Solid Maple Base with Round Aluminum Stretchers (*Optional Aluminum Base Available*)

Premium Carpet Glides



Dining Chair - Square Back



HWD-100

Seat Height: 19.0 in
Seat Width: 18.3 in
Seat Depth: 17.5 in
Overall Height: 34.5 in
Overall Width: 18.3 in
Overall Depth: 27.0 in

Barstool - Square Back



HWD-100-B

Seat Height: 30.5 in
Seat Width: 18.3 in
Seat Depth: 17.5 in
Overall Height: 46.5 in
Overall Width: 18.3 in
Overall Depth: 27.0 in

Dining Chair - Oval Back



HWD-101

Seat Height: 19.0 in
Seat Width: 18.3 in
Seat Depth: 17.5 in
Overall Height: 34.5 in
Overall Width: 18.3 in
Overall Depth: 27.0 in

Barstool - Oval Back



HWD-101-B

Seat Height: 30.5 in
Seat Width: 18.3 in
Seat Depth: 17.5 in
Overall Height: 46.5 in
Overall Width: 18.3 in
Overall Depth: 27.0 in



See finishes and upholstery treatment options on pages 121-123.



The HORIZON SERIES

SQUARE AND ROUND SEATS • ALUMINUM AND WOOD FRAME OPTIONS



STANDARD FEATURES

HZN-100

- All Hardwood Frame Construction
- High-Density Foam Seat Cushion
- Full-Rotational Swivel
- Premium Carpet Glides

HZN-200


- All Hardwood Frame Construction
- High-Density Foam Seat Cushion
- Premium Carpet Glides

HZN-300

- Circular Molded Foam Seat Cushion
- Full Rotational Swivel
- Solid Aluminum Tear-Drop Base with Circular Footrest
- Premium Carpet Glides
- Eco-Friendly Powder Coat Finish

HZN-400

- Square Molded Foam Seat Cushion
- High-Strength Aluminum 4-Leg Base with Round Stretchers
- Integrated Multi-Surface Glides
- Eco-Friendly Powder Coat Finish



Circular Seat - Hardwood Base



HZN-100

Seat Height: 30.0 in
Seat Width: 17.0 in
Seat Depth: 18.0 in
Overall Height: 30.0 in
Overall Width: 17.0 in
Overall Depth: 18.0 in

Shown with Optional Brass Plated Footrest

Square Seat- Hardwood Base



HZN-200

Seat Height: 32.0 in
Seat Width: 15.5 in
Seat Depth: 15.5 in
Overall Height: 32.0 in
Overall Width: 15.5 in
Overall Depth: 15.5 in

Shown with Optional Brass Plated Footrest Caps

Circular Seat - Aluminum Base



HZN-300

Seat Height: 30.0 in
Seat Width: 16.5 in
Seat Depth: 16.0 in
Overall Height: 30.0 in
Overall Width: 19.0 in
Overall Depth: 19.0 in

Square Seat- Aluminum Base



HZN-400

Seat Height: 30.0 in
Seat Width: 15.5 in
Seat Depth: 16.0 in
Overall Height: 30.0 in
Overall Width: 19.0 in
Overall Depth: 19.0 in



See finishes and upholstery treatment options on pages 121-123.



The **IDORA** SERIES

COORDINATING STACK CHAIRS • CUSTOMIZABLE LATTICE BACK •
HIGH VOLUME ORDERS



STANDARD FEATURES

- Aluminum Frame Backrest
- Powder Coated Aluminum Back Plate with Flex Back Action
- Waterfall Contoured Seat with Molded Foam Cushioning
- High-Strength Tapered Aluminum Legs
- Eco-Friendly Powder Coat Finish
- Premium Carpet Glides

Straight Back



IDO-102-B

Seat Height: 30.0 in
Seat Width: 17.3 in
Seat Depth: 18.5 in
Overall Height: 47.0 in
Overall Width: 17.3 in
Overall Depth: 22.8 in

Tapered Back



IDO-104-B

Seat Height: 30.5 in
Seat Width: 17.3 in
Seat Depth: 18.5 in
Overall Height: 48.8 in
Overall Width: 17.9 in
Overall Depth: 23.0 in

Straight Back with lattice



IDO-103-B


Seat Height: 30.0 in
Seat Width: 17.3 in
Seat Depth: 18.5 in
Overall Height: 47.0 in
Overall Width: 17.3 in
Overall Depth: 22.8 in

Tapered Back with Lattice



IDO-105-B

Seat Height: 30.5 in
Seat Width: 17.3 in
Seat Depth: 18.5 in
Overall Height: 48.8 in
Overall Width: 17.9 in
Overall Depth: 23.0 in



Coordinating stackable banquet chairs available; See page 18. See finishes and upholstery treatment options on pages 121-123.



The LANTERMAN SERIES

TRADITIONAL DESIGN • MULTIPLE BACK STYLES • COORDINATING BARSTOOLS



STANDARD FEATURES

Solid Hardwood Frame Construction

Fully Upholstered Backrest

Decorative Head-to-head Tacking Detail

Sprung Seat with High-Density Foam Cushion

Premium Carpet Glides

Optional Metal Ball Casters Available on Chair



Dining Armchair



LNT-100-C

Seat Height: 19.0 in
Seat Width: 17.5 in
Seat Depth: 17.0 in
Overall Height: 36.0 in
Overall Width: 20.3 in
Overall Depth: 24.5 in
Arm Height: 24.5 in

Shown with Optional Metal Ball Casters

Barstool with Arms



LNT-100-B

Seat Height: 30.5 in
Seat Width: 17.5 in
Seat Depth: 17.0 in
Overall Height: 47.5 in
Overall Width: 20.3 in
Overall Depth: 24.5 in
Arm Height: 36.0 in

Slant Arm Dining Chair



LNT-103

Seat Height: 19.0 in
Seat Width: 17.5 in
Seat Depth: 17.0 in
Overall Height: 36.0 in
Overall Width: 20.3 in
Overall Depth: 24.5 in

Slant Arm Barstool



LNT-103-B

Seat Height: 30.5 in
Seat Width: 17.5 in
Seat Depth: 17.0 in
Overall Height: 47.5 in
Overall Width: 20.3 in
Overall Depth: 24.5 in

Wraparound Dining Chair



LNT-105

Seat Height: 19.0 in
Seat Width: 17.5 in
Seat Depth: 17.0 in
Overall Height: 36.0 in
Overall Width: 20.3 in
Overall Depth: 24.5 in
Arm Height: 24.5 in

Wraparound Barstool



LNT-105-B

Seat Height: 30.5 in
Seat Width: 17.5 in
Seat Depth: 17.0 in
Overall Height: 47.5 in
Overall Width: 20.3 in
Overall Depth: 24.5 in
Arm Height: 36.0 in

See finishes and upholstery treatment options on pages 121-123.



The **LEBARON** SERIES

SUBTLE WRAPAROUND BACKREST DESIGN • 4 BACK DESIGNS • PROVEN PERFORMER



STANDARD FEATURES

Wraparound Backrest

Gasser Protective Edge Feature (Except Wraparound Arched Back Model)

Powder Coated Aluminum Back Plate with Flex Back Action

Flat Top, Molded Foam Seat Cushion

High-Strength Aluminum Base

Eco-Friendly Powder Coat Finish

Premium Carpet Glides



Flat Top Back



LEB-100-B

Seat Height: 30.5 in
Seat Width: 18.0 in
Seat Depth: 17.0 in
Overall Height: 44.0 in
Overall Width: 21.0 in
Overall Depth: 22.0 in

Wraparound Back



LEB-103-B

Seat Height: 30.5 in
Seat Width: 18.0 in
Seat Depth: 17.0 in
Overall Height: 44.0 in
Overall Width: 21.0 in
Overall Depth: 22.0 in

Crescent Top Back



LEB-101-B

Seat Height: 30.5 in
Seat Width: 18.0 in
Seat Depth: 17.0 in
Overall Height: 44.0 in
Overall Width: 21.0 in
Overall Depth: 22.0 in

Scalloped Top Back with Arms



LEB-104-B

Seat Height: 30.5 in
Seat Width: 18.0 in
Seat Depth: 17.0 in
Overall Height: 44.0 in
Overall Width: 21.0 in
Overall Depth: 22.0 in
Arm Height: 38.5 in

Scalloped Top Back



LEB-102-B

Seat Height: 30.5 in
Seat Width: 19.25 in
Seat Depth: 17.0 in
Overall Height: 44.0 in
Overall Width: 21.0 in
Overall Depth: 22.0 in

Flat Top Back with Arms



LEB-105-B

Seat Height: 30.5 in
Seat Width: 18.0 in
Seat Depth: 17.0 in
Overall Height: 44.0 in
Overall Width: 21.0 in
Overall Depth: 22.0 in
Arm Height: 38.5 in

See finishes and upholstery treatment options on pages 121-123.



The **MYRA** SERIES

PREMIUM COMFORT • DUAL CONTOURED BACKREST • 2 BACK DESIGNS •
EXCLUSIVE BASE OPTIONS • ICONIC CHANNEL SEWN DETAIL



STANDARD FEATURES

Fully Upholstered, Compound Curved Backrest

Powder Coated Aluminum Back Plate with Flex Back Action

Wave Profile, Molded Foam Seat Cushion with Waterfall Front

Welded Aluminum Base with Tapered Leg Design

Premium Carpet Glides

Eco-Friendly Powder Coat Finish (*Optional Wood Grain Finish Available*)



Dining Chair - Wing Back



MYR-202

Seat Height: 19.0 in
Seat Width: 18.5 in
Seat Depth: 17.5 in
Overall Height: 36.5 in
Overall Width: 20.5 in
Overall Depth: 25.0 in

Barstool - Wing Back



MYR-202-B

Seat Height: 30.5 in
Seat Width: 18.5 in
Seat Depth: 17.5 in
Overall Height: 47.5 in
Overall Width: 20.5 in
Overall Depth: 25.0 in

Dining Chair - Crescent Back



MYR-203

Seat Height: 19.0 in
Seat Width: 18.5 in
Seat Depth: 17.5 in
Overall Height: 36.5 in
Overall Width: 20.5 in
Overall Depth: 25.0 in

Barstool - Crescent Back



MYR-203-B

Seat Height: 30.5 in
Seat Width: 18.5 in
Seat Depth: 17.5 in
Overall Height: 47.5 in
Overall Width: 20.5 in
Overall Depth: 25.0 in



See finishes and upholstery treatment options on pages 121-123.



The NEWPORT SERIES

PREMIUM COMFORT • CHANNEL SEWN DETAIL • MODERN DESIGN



STANDARD FEATURES

- Fully Upholstered Wraparound Backrest with Channel Sewn Detail on Inside Back
- Powder Coated Aluminum Back Plate with Flex Back Action
- Wave Profile, Molded Foam Seat Cushion with Waterfall Front
- Self-Return Swivel with Swivel Cover
- Solid Aluminum Base with Tapered, Teardrop Legs with Circular Steel Footrest
- Eco-Friendly Powder Coat Finish
- Premium Carpet Glides



NPT-303-B

Seat Height: 30.0 in
Seat Width: 19.0 in
Seat Depth: 17.0 in
Overall Height: 44.0 in
Overall Width: 19.5 in
Overall Depth: 23.5 in

Coordinating stackable banquet chairs available; See page 29.

The **NOLA** SERIES

MODERN DESIGN • BISCUIT TUFTED BACKREST • STACKABLE

NEW SERIES

STUDIO
COLLECTION

STACKABLE UP TO 6



STANDARD FEATURES

- Stacks Up to 6 High (Seat-on-Seat)
- High-Strength Tapered Aluminum Legs
- Welded Frame Construction
- Biscuit Tufted Backrest
- High-Density Foam Seat Cushion
- Eco-Friendly Powder Coat Finish
- Integrated Multi-Surface Glides

Side Chair



NLA-100

Seat Height: 19.0 in
Seat Width: 19.7 in
Seat Depth: 18.3 in
Overall Height: 34.1 in
Overall Width: 20.3 in
Overall Depth: 20.5 in

Armchair



NLA-100-A

Seat Height: 19.0 in
Seat Width: 19.3 in
Seat Depth: 18.3 in
Overall Height: 32.1 in
Overall Width: 24.2 in
Overall Depth: 20.5 in
Arm Height: 26.0 in

Barstool



NLA-100-B

Seat Height: 30.5 in
Seat Width: 19.7 in
Seat Depth: 18.3 in
Overall Height: 43.7 in
Overall Width: 20.3 in
Overall Depth: 20.5 in



See finishes and upholstery treatment options on pages 121-123.


The NORTHWOOD SERIES

SOLID HARDWOOD FRAME • EASY CHANGE CUSHIONS • COORDINATING BARSTOOL



STANDARD FEATURES

- Solid Hardwood Frame Construction
- Fully Upholstered Backrest with Easy Change Cushion
- Wave Profile Seat with Molded Foam Cushion
- Easy Change Seat Cushion
- Premium Carpet Glides
- Optional Metal Ball Casters Available on Chair



NWD-100

Seat Height: 18.5 in
 Seat Width: 20.5 in
 Seat Depth: 19.0 in
 Overall Height: 32.5 in
 Overall Width: 24.5 in
 Overall Depth: 24.0 in
 Arm Height: 26.0 in



NWD-100-B

Seat Height: 30.5 in
 Seat Width: 20.5 in
 Seat Depth: 19.0 in
 Overall Height: 44.5 in
 Overall Width: 24.5 in
 Overall Depth: 24.5 in
 Arm Height: 38.0 in

The
PARK AVENUE
SERIES

PROVEN PERFORMER • 4 BACK DESIGNS • EXCLUSIVE BASE OPTIONS •
OPTIONAL CASTERS ON CHAIR FRAME



STANDARD FEATURES

- Fully Upholstered Backrest
- Powder Coated Aluminum Back Plate with Flex Back Action
- Wave Profile Seat with Molded Foam Cushion
- High-Strength Welded Aluminum Base
- Integrated Nylon Glides
- Eco-Friendly Powder Coat Finish



Square Back - Dining Chair



PAV-100

Seat Height: 19.0 in
Seat Width: 18.0 in
Seat Depth: 17.8 in
Overall Height: 36.3 in
Overall Width: 18.0 in
Overall Depth: 23.5 in

Square Back - Barstool



PAV-100-B

Seat Height: 30.5 in
Seat Width: 18.0 in
Seat Depth: 17.8 in
Overall Height: 47.8 in
Overall Width: 18.0 in
Overall Depth: 23.5 in

Wing Back - Dining Chair



PAV-115

Seat Height: 19.0 in
Seat Width: 18.0 in
Seat Depth: 19.0 in
Overall Height: 35.8 in
Overall Width: 18.0 in
Overall Depth: 23.5 in

Wing Back - Barstool



PAV-115-B

Seat Height: 30.5 in
Seat Width: 18.0 in
Seat Depth: 17.8 in
Overall Height: 47.8 in
Overall Width: 18.0 in
Overall Depth: 23.5 in

Window Back - Dining Chair



PAV-102

Seat Height: 19.0 in
Seat Width: 18.0 in
Seat Depth: 17.8 in
Overall Height: 36.3 in
Overall Width: 18.0 in
Overall Depth: 23.5 in

Window Back - Barstool



PAV-102-B

Seat Height: 30.5 in
Seat Width: 18.0 in
Seat Depth: 17.8 in
Overall Height: 47.8 in
Overall Width: 18.0 in
Overall Depth: 23.5 in

Wraparound Back - Dining Chair



PAV-114-C

Seat Height: 19.0 in
Seat Width: 18.0 in
Seat Depth: 17.8 in
Overall Height: 30.5 in
Overall Width: 22.5 in
Overall Depth: 23.0 in

Shown with Optional
Metal Ball Casters

Wraparound Back - Dining Chair



PAV-114-B

Seat Height: 30.5 in
Seat Width: 18.0 in
Seat Depth: 17.8 in
Overall Height: 41.8 in
Overall Width: 22.5 in
Overall Depth: 23.5 in



See finishes and upholstery treatment options on pages 121-123.


The RIVERSIDE SERIES

OUTDOOR FURNITURE • RECYCLED PLASTIC LUMBER • UV RESISTANT POWDER COAT



STANDARD FEATURES

- Stacks Up To 10 High (Chair Only)
- High-Strength Aluminum Frame
- Welded Frame Construction
- Recycled Plastic Lumber Backrest and Seat
- Eco-Friendly, Outdoor Powder Coat Finish
- Integrated Nylon Glides



RVS-100

Seat Height: 18.5 in
 Seat Width: 16.8 in
 Seat Depth: 17.0 in
 Overall Height: 34.0 in
 Overall Width: 18.8 in
 Overall Depth: 23.0 in



RVS-100-B

Seat Height: 30.5 in
 Seat Width: 16.75 in
 Seat Depth: 17.0 in
 Overall Height: 46.0 in
 Overall Width: 18.8 in
 Overall Depth: 23.0 in

The ROMA SERIES

EXPOSED WOOD EDGE DESIGN (OPTIONAL PROTECTIVE EDGE AVAILABLE) •
COORDINATING BARSTOOLS • MULTIPLE BASE OPTIONS • METAL BALL CASTERS AVAILABLE ON CHAIRS



STANDARD FEATURES

Wraparound Backrest with Exposed Maple Edge and Upholstered Cushions

Powder Coated Aluminum Back Plate with Flex Back Action

Webbed Deck Seat with High-Density Foam Cushion

Solid Maple Base with Hoop Stretcher (Optional 'X' Stretcher Available)

Premium Super Glides



Dining Chair - Arched Top



ROM-100

Seat Height: 19.0 in
Seat Width: 18.5 in
Seat Depth: 18.0 in
Overall Height: 38.3 in
Overall Width: 22.0 in
Overall Depth: 24.5 in

Barstool - Arched Top



ROM-100-B

Seat Height: 30.5 in
Seat Width: 16.8 in
Seat Depth: 17.0 in
Overall Height: 46.0 in
Overall Width: 18.8 in
Overall Depth: 23.0 in

Dining Chair - Flat Top



ROM-101


Seat Height: 19.0 in
Seat Width: 18.5 in
Seat Depth: 18.0 in
Overall Height: 36.0 in
Overall Width: 22.0 in
Overall Depth: 24.5 in

Barstool - Flat Top



ROM-101-B

Seat Height: 30.5 in
Seat Width: 16.8 in
Seat Depth: 17.0 in
Overall Height: 46.0 in
Overall Width: 18.8 in
Overall Depth: 23.0 in



See finishes and upholstery treatment options on pages 121-123.



The **SONATA** SERIES

STACKABLE UP TO 5 • ARMCHAIR MODELS AVAILABLE • TRANSITIONAL DESIGN



- STANDARD FEATURES**
- Stacks up to 5 High (Seat-on-Seat)
 - Solid Maple Frame with Tapered Legs
 - Wave Profile Seat with Molded Foam Cushion
 - Premium Carpet Glides



Dining Chair - Flat Top



SNA-111

Seat Height: 19.0 in
Seat Width: 19.5 in
Seat Depth: 18.0 in
Overall Height: 35.0 in
Overall Width: 19.5 in
Overall Depth: 24.5 in

Arm Chair - Flat Top



SNA-211-A

Seat Height: 19.0 in
Seat Width: 19.5 in
Seat Depth: 18.0 in
Overall Height: 35.0 in
Overall Width: 25.8 in
Overall Depth: 24.5 in
Arm Height: 25.0 in

Shown with Optional Upholstered Apron

Dining Chair - Arched Top



SNA-112

Seat Height: 19.0 in
Seat Width: 19.5 in
Seat Depth: 18.0 in
Overall Height: 35.0 in
Overall Width: 19.5 in
Overall Depth: 24.5 in

Arm Chair - Arched Top



SNA-212-A

Seat Height: 19.0 in
Seat Width: 19.5 in
Seat Depth: 18.0 in
Overall Height: 35.0 in
Overall Width: 25.8 in
Overall Depth: 24.5 in
Arm Height: 25.0 in

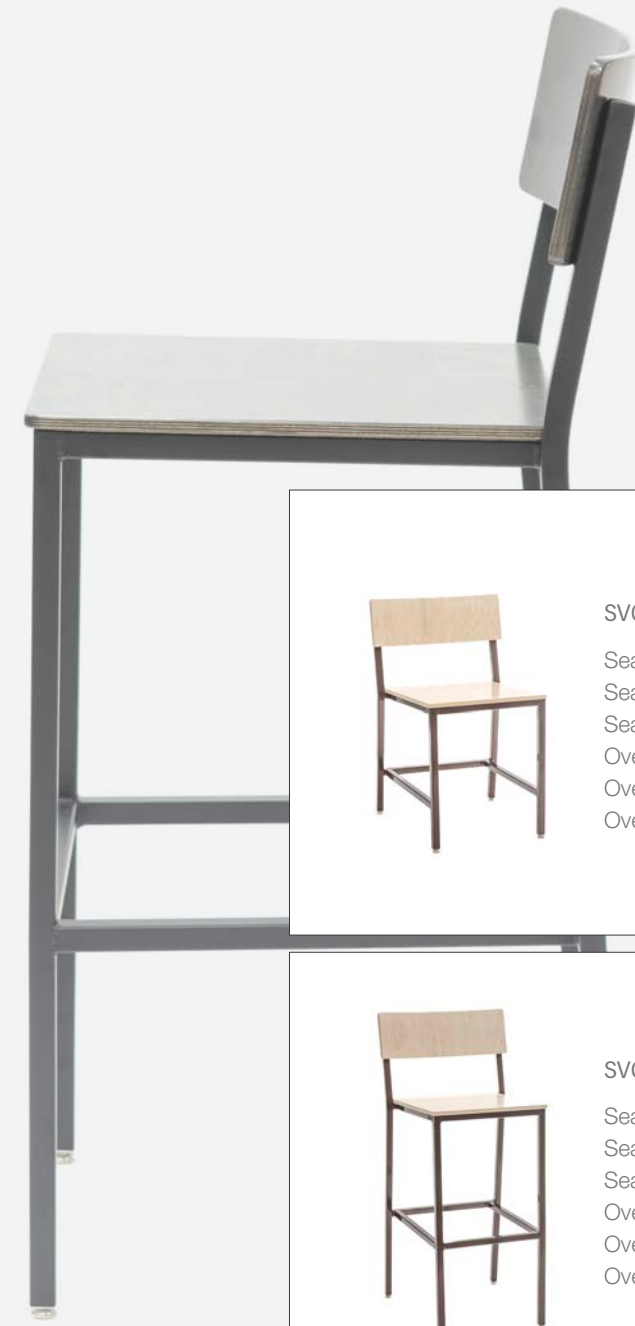

Shown with Optional Upholstered Apron



See finishes and upholstery treatment options on pages 121-123.

The **STEEL VALLEY** SERIES

STEEL FRAME CONSTRUCTION • CUSTOM ETCHING AVAILABLE • INDUSTRIAL DESIGN



STANDARD FEATURES

Welded Steel Frame Construction

Exposed Plywood Seat and Back

Premium Carpet Glides

Custom Etching Available on Backrest



SVC-100

Seat Height: 18.0 in
Seat Width: 16.3 in
Seat Depth: 17.0 in
Overall Height: 30.8 in
Overall Width: 18.3 in
Overall Depth: 20.3 in



SVC-100-B

Seat Height: 30.5 in
Seat Width: 16.3 in
Seat Depth: 17.0 in
Overall Height: 40.8 in
Overall Width: 18.5 in
Overall Depth: 21.0 in



LOUNGE & CONFERENCE

SEATING

The **GENESIS** SERIES

MODERN DESIGN • MULTIPLE ARM STYLES • MULTIPLE BACK STYLES



STANDARD FEATURES

Fully Upholstered Dual Contoured Backrest

Signature Metal Armrests with Black Polyurethane Caps (*Optional Adjustable Polymer Arms Available*)

Wave Profile Seat with Molded Foam Cushion

Adjustable Locking Knee-Tilt

Pneumatic Adjustable Seat Height

Cast Aluminum 5-Vane Base

Twin Wheel Casters



Low Back



GEN-100
Seat Height: 17.0 - 20.0 in
Seat Width: 18.0 in
Seat Depth: 18.5 in
Overall Height: 29.0 - 30.0 in
Overall Width: 25.5 in
Overall Depth: 27.0 in
Arm Height: 23.5 in (At lowest setting)
Shown with Optional Adjustable Arms

Mid Back



GEN-201
Seat Height: 37.5 - 40.5 in
Seat Width: 25.5 in
Seat Depth: 18.5 in
Overall Height: 37.5 - 40.5 in
Overall Width: 25.5 in
Overall Depth: 27.0 in
Arm Height: 23.5 in

Low Back



GEN-100-B
Seat Height: 22.0 - 30.0 in
Seat Width: 18.0 in
Seat Depth: 18.5 in
Overall Height: 34.0 - 42.0 in
Overall Width: 25.5 in
Overall Depth: 27.0 in
Arm Height: 28.5 in

High Back



GEN-202
Seat Height: 17.0 - 20.0 in
Seat Width: 20.0 in
Seat Depth: 18.5 in
Overall Height: 47.5 - 50.5 in
Overall Width: 25.5 in
Overall Depth: 27.0 in
Arm Height: 23.5 in



See finishes and upholstery treatment options on pages 121-123.



The HAMPTON SERIES

MOST COMFORTABLE LOUNGE CHAIR • MULTIPLE ARM STYLES • MULTIPLE FRAME STYLES



STANDARD FEATURES

- All Hardwood Frame Construction
- Exposed Wood Frame (HAM-100-W Only)
- Sprung Seat and Backrest
- High-Density Foam Cushions
- Premium Carpet Glides

Side Chair



HAM-100

Seat Height: 19.0 in
Seat Width: 22.0 in
Seat Depth: 17.8 in
Overall Height: 34.5 in
Overall Width: 18.0 in
Overall Depth: 22.9 in

Lounge Chair



HAM-100-A

Seat Height: 19.0 in
Seat Width: 22.0 in
Seat Depth: 22.3 in
Overall Height: 32.5 in
Overall Width: 31.0 in
Overall Depth: 33.0 in
Arm Height: 25.0 in

Lounge Chair - Hardwood Arms



HAM-100-W

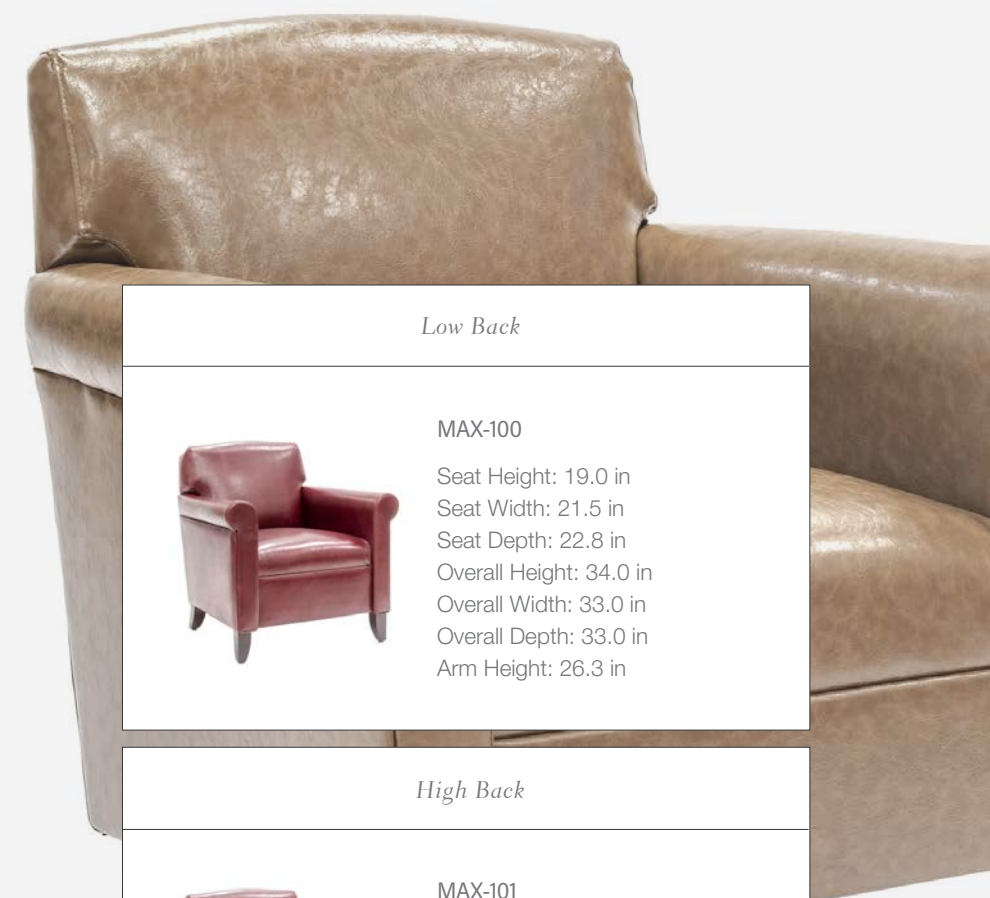
Seat Height: 19.0 in
Seat Width: 22.0 in
Seat Depth: 22.3 in
Overall Height: 32.5 in
Overall Width: 31.0 in
Overall Depth: 33.0 in
Arm Height: 25.0 in

Coordinating sofa and loveseat available. See additional handle options and upholstery treatments on pages 121-123.



The MAXWELL SERIES

TRADITIONAL DESIGN • COORDINATING SOFA AND LOVESEAT AVAILABLE



Low Back



MAX-100

Seat Height: 19.0 in
Seat Width: 21.5 in
Seat Depth: 22.8 in
Overall Height: 34.0 in
Overall Width: 33.0 in
Overall Depth: 33.0 in
Arm Height: 26.3 in

High Back



MAX-101

Seat Height: 19.0 in
Seat Width: 21.5 in
Seat Depth: 22.8 in
Overall Height: 39.0 in
Overall Width: 33.0 in
Overall Depth: 33.0 in
Arm Height: 26.5 in

Coordinating sofa and loveseat available.

The PARKER SERIES

MOST COMFORTABLE CONFERENCE CHAIR • MULTIPLE ARM STYLES • MULTIPLE BASE STYLES



STANDARD FEATURES

- Fully Upholstered Ergonomic Backrest with Channel Sewn Detail
- Upholstered Arms with Wood Supports (*Black Polyurethane Armrests Available*)
- Wave Profile Seat Cushion
- Adjustable Locking Knee-Tilt
- Pneumatic Adjustable Seat Height
- Wood Capped Aluminum 5-Vane Base
- Twin Wheel Casters



Mid Back



PAR-101

- Seat Height: 19.0 - 23.0 in
- Seat Width: 21.0 in
- Seat Depth: 18.0 in
- Overall Height: 41.0 - 45.0 in
- Overall Width: 26.5
- Overall Depth: 29.5 in
- Arm Height: 26.0 in

High Back



PAR-102

- Seat Height: 19.0 - 23.0 in
- Seat Width: 21.0 in
- Seat Depth: 18.0 in
- Overall Height: 43.0 - 47.0 in
- Overall Width: 26.5
- Overall Depth: 29.5 in
- Arm Height: 26.0 in

The **STROLLO** SERIES

BUDGET CONSCIOUS DESIGN • OPTIONAL POWER OPTIONS AVAILABLE •
OPTIONAL CUPHOLDER AVAILABLE



STANDARD FEATURES

All Hardwood Frame Construction

Overstuffed Backrest Pillow

Fully Upholstered Track Armrests

Sprung Seat with Overstuffed Cushion

Solid Wood Legs with Premium Carpet Glides

Optional Integrated Power Outlets and Cupholder Available



STO-100

Seat Height: 21.0 in

Seat Width: 22.0 in

Seat Depth: 22.0 in

Overall Height: 42.0 in

Overall Width: 34.5 in

Overall Depth: 34.0 in

Arm Height: 26.0 in

COMMONLY USED HOSPITALITY BASE OPTIONS

Additional base designs and custom base options are available.
All bases options may not fit all models.

Visit gasserchair.com for additional base options.



092
Solid Aluminum Tear-Drop Legs
Round Footrest
Premium Carpet Glides
Optional Nylon Caps Available for Hard Surfaces
Separate Finish Available on Footrest
APPLICATIONS: Bar



090
Solid Aluminum Tear-Drop Legs
Square Footrest
Premium Carpet Glides
Optional Nylon Caps Available for Hard Surfaces
Separate Finish Available on Footrest
APPLICATIONS: Bar



026
Fluted Aluminum Legs
Circular Footrest
Premium Carpet Glides
Optional Nylon Caps Available for Hard Surfaces
Separate Finish Available on Footrest
APPLICATIONS: Bar



029
Fluted Aluminum Legs
Extended Footrest
Premium Carpet Glides
Optional Nylon Caps Available for Hard Surfaces
Separate Finish Available on Footrest
APPLICATIONS: Bar



153
Arched, Solid Aluminum 4-Leg Base
Square Footrest
Mobility Enhancing Mega Glides
Standard with Self-Return Swivel
(Optional Full Rotational Swivel Available)
Separate Finish Available on Footrest
APPLICATIONS: Bar



WD-12
Round Hardwood Legs
Square Footrest
Metal Sabots
No Swivel
Premium Carpet Glides
Optional Nylon Caps Available for Hard Surfaces
APPLICATIONS: Bar

UPHOLSTERY TREATMENT OPTIONS

All upholstery options may not fit all models.



MYRA ALUMINUM STOOL/CHAIR BASE
Aluminum Tapered Leg Base
Round Stretchers
Premium Carpet Glides
Optional Wood Grain Powder Coat Available
Optional Metal Ball Casters Available on Chair
APPLICATIONS: Bar/Dining



MYRA HARDWOOD STOOL/CHAIR BASE
Solid Maple Frame Construction
Round Metal Stretchers
Premium Carpet Glides
APPLICATIONS: Bar/Dining



PARK AVENUE STOOL/CHAIR BASE
Aluminum Base
'H' Stretchers on Chair; Round Stretchers on Stool
Integrated Multi-Surface Glides
Separate Finish Available on Stool Stretchers
Optional Metal Ball Casters Available on Chair
APPLICATIONS: Bar/Dining



ROMA STOOL/CHAIR BASE
Solid Maple Frame
Hoop Stretchers
Metal Footrest Cover
Premium Carpet Glides
Optional Metal Ball Casters Available on Chair
APPLICATIONS: Bar/Dining



SEWN TACK TUFTING



ACCENTING UPHOLSTERY



CHANNEL SEWN TUFTING



EMBROIDERY




DIAMOND TUFTING



HEAD-TO-HEAD TACKING

PROTECTIVE EDGE COLOR PALETTE

STANDARD COLORS



CUSTOM COLORS AVAILABLE

POWDER COAT COLOR PALETTE

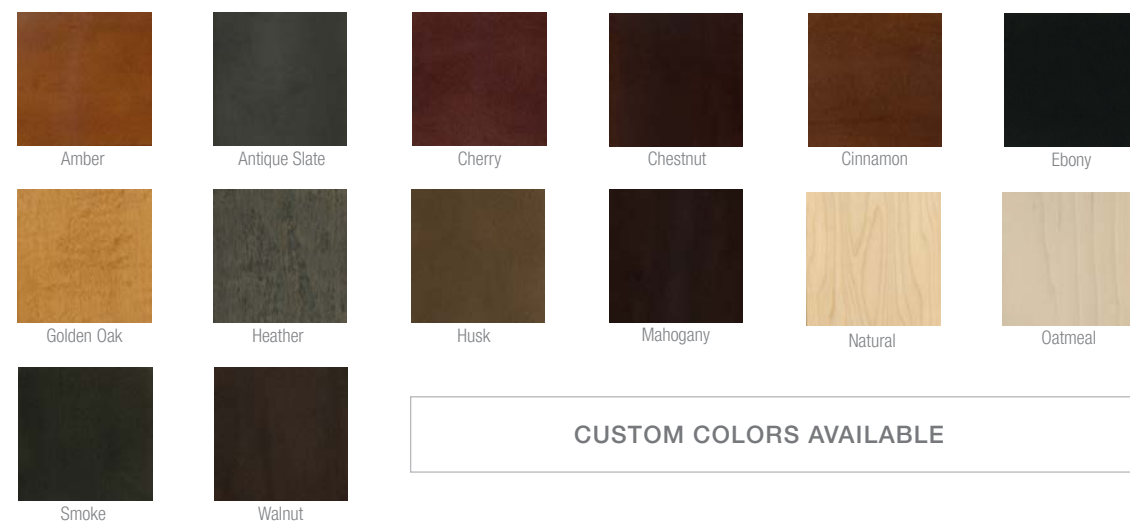
STANDARD COLORS



CUSTOM COLORS AVAILABLE

WOOD STAIN COLOR PALETTE


STANDARD COLORS



CUSTOM COLORS AVAILABLE

TEXTURED FINISHES


Beauty of wood, durability and affordability of aluminum
(Not available on all base options)



Note: All colors illustrated on this spread are made by the lithographic process and may vary from actual product colors.

WOOD GRAIN FINISHES

Beauty of wood, durability and affordability of aluminum
(Myra 4-Leg Base Option - Not available on all base options)





APOLLO APL-100-WD12 37
ARIANNA ARN-101 4
ARIANNA ARN-102 4
ARIANNA ARN-104 4
BELLA BEL-100 8
BELLA BEL-101 8
BELLA BEL-102 8
CALLA CAL-100 11
CONLEY CNL-100 40
CONLEY CNL-100-B 40



CONLEY CNL-100-M 40
CONLEY CNL-100-M-B 40
ELLIE ELE-100 44
ELLIE ELE-100-A 44
ELLIE ELE-100-B 44
GENESIS GEN-100 108
GENESIS GEN-100-B 108
GENESIS GEN-201 108
GENESIS GEN-202 108
GEORGETOWN GTW-100 14



GEORGETOWN GTW-100-B 48
GEORGETOWN GTW-101 14
GEORGETOWN GTW-101-B 48
GEORGETOWN GTW-102 14
GEORGETOWN GTW-102-B 48
GEORGETOWN GTW-103 14
GEORGETOWN GTW-103-B 48
GIBSON GIB-100-B 52
GIBSON GIB-101-B 52
GLENWOOD GLD-100 55



HAMPTON HAM-100 112
HAMPTON HAM-100-A 112
HAMPTON HAM-102-W 112
HOLLYWOOD HWD-100 58
HOLLYWOOD HWD-100-B 58
HOLLYWOOD HWD-101 58
HOLLYWOOD HWD-101-B 58
HORIZON HZN-100 62
HORIZON HZN-200 62
HORIZON HZN-300 62



HORIZON HZN-100 62
IDORA IDO-102 18
IDORA IDO-102-B 66
IDORA IDO-103 18
IDORA IDO-103-B 66
IDORA IDO-104 18
IDORA IDO-104-B 66
IDORA IDO-105 18
IDORA IDO-105-B 66
KL KLS-100 22



KL KLS-101 22
KL KLS-102 22
KL KLS-104 22
KL KLS-105 22
LANTERMAN LNT-100-C 70
LANTERMAN LNT-100-B 70
LANTERMAN LNT-103 70
LANTERMAN LNT-103-B 70
LANTERMAN LNT-105 70
LANTERMAN LNT-105-B 70



LEBARON LEB-100-B 74
LEBARON LEB-101-B 74
LEBARON LEB-102-B 74
LEBARON LEB-103-B 74
LEBARON LEB-104-B 74
LEBARON LEB-105-B 74
LOGAN LGN-100 26
LOGAN LGN-101 26
LOGAN LGN-102 26
LOGAN LGN-110 26



LOGAN LGN-112 26
LOGAN LGN-118 26
MAXWELL MAX-100 115
MAXWELL MAX-101 115
MYRA MYR-202 78
MYRA MYR-202-B 78
MYRA MYR-203 78
MYRA MYR-203-B 78
NEWPORT NPT-100 29
NEWPORT NPT-104 29



NEWPORT NPT-303-B 81
NOLA NLA-100 84
NOLA NLA-100-A 84
NOLA NLA-100-B 84
NORTHWOOD NWD-100 87
NORTHWOOD NWD-100-B 87
PARK AVENUE PAV-100 90
PARK AVENUE PAV-100-B 90
PARK AVENUE PAV-102 90
PARK AVENUE PAV-102-B 90



PARK AVENUE PAV-114-C 90
PARK AVENUE PAV-114-B 90
PARK AVENUE PAV-115-C 91
PARK AVENUE PAV-115-B 91
PARKER PAR-101 117
PARKER PAR-102 117
RIVERSIDE RVS-100 93
RIVERSIDE RVS-100-B 93
ROMA ROM-100 96
ROMA ROM-100-B 96



ROMA ROM-101 96
ROMA ROM-101-B 96
SOLANDRA SLA-101 32
SOLANDRA SLA-102 32
SOLANDRA SLA-104 32
SONATA SNA-111 100
SONATA SNA-111-A 100
SONATA SNA-112 100
SONATA SNA-112-A 100
STEEL VALLEY SVC-100 103



STEEL VALLEY SVC-100-B 103
STROLLO STO-100 119

Mindfully **MADE**

