

gasser

# DINING SEATING

2026



gasser



SINCE 1946

## A CHAIRISHED LEGACY

Gasser's legacy began in 1946 with a belief that thoughtful design can change an industry. That foundation has guided us for the last 80 years. Our philosophy is simple: purpose-driven designs with every curve, stitch, and structure crafted to serve both form and function. A legacy, chairished and enduring.

## FORGING AHEAD

Founded in Youngstown, OH, with a pioneering spirit and a drive for innovation, Gasser shaped the industry—experimenting with aluminum before it was standard, pushing design and materials further, and setting new expectations for what defines a chair. Today, we're still family owned and still building every chair to order—just as we always have. This is why our chairs call many of the most prestigious properties around the world home.

## SIT DOWN. STAND OUT.

Gorgeous finishes and fine tailoring, combined with a commitment to using premium internal components, a stellar quality assurance program, and industry-leading customer service make Gasser chairs stand out above the rest. From elegant casino lounges to high-performance hospitality spaces, Gasser chairs do more than fill a room. They define it.

# TABLE OF CONTENTS

## DINING SEATING

### DINING SEATING

CONLEY	02
ELLIE	04
GLENWOOD	06
HOLLYWOOD	08
LANTERMAN	10
MYRA	12
NOLA	14
NORTHWOOD	18
PARK AVENUE	20
RIVERSIDE	22
ROMA	24
SONATA	26
STEEL VALLEY	28

### INFORMATION

FINISH OPTIONS	30
CUSTOM OPTIONS	32

# The CONLEY SERIES



ELEGANT WRAPAROUND BACKREST • TRANSITIONAL DESIGN  
WOOD AND ALUMINUM BASE OPTIONS • COORDINATING BARSTOOL AVAILABLE

CNL-100 | Shown with Optional Head-to-Head Tacking



### Hardwood Frame



**CNL-100**  
Seat Height: 19.0 in  
Seat Width: 18.0 in  
Seat Depth: 18.0 in  
Overall Height: 33.3 in  
Overall Width: 22.0 in  
Overall Depth: 24.0 in

### Aluminum Frame



**CNL-100-M**  
Seat Height: 19.0 in  
Seat Width: 18.0 in  
Seat Depth: 18.0 in  
Overall Height: 33.3 in  
Overall Width: 22.0 in  
Overall Depth: 24.0 in

### STANDARD FEATURES

Fully Upholstered Wraparound Backrest with Integrated Lumbar Support; Webbed Deck Seat with Waterfall Front and Molded Foam Cushion; Solid Maple Base with 'X' Stretcher (Optional Aluminum Frame Available); Flush Fitting Metal Leg Sabots; Premium Carpet Glides

NEW SERIES

# The ELLIE SERIES


GASSER STUDIO COLLECTION

STACKABLE UP TO 6

TRANSITIONAL DESIGN • STACKABLE • WOOD GRAIN FINISH AVAILABLE  
COORDINATING BARSTOOL AVAILABLE

ELE-100

ELLIE SERIES MODELS



*Side Chair*



**ELE-100**

Seat Height: 19.0 in  
Seat Width: 17.5 in  
Seat Depth: 19.5 in  
Overall Height: 36.3 in  
Overall Width: 17.6 in  
Overall Depth: 23.3 in

*Arm Chair*



**ELE-100-A**

Seat Height: 19.0 in  
Seat Width: 17.5 in  
Seat Depth: 19.5 in  
Overall Height: 36.3 in  
Overall Width: 23.0 in  
Overall Depth: 23.3 in  
Arm Height: 25.3

### STANDARD FEATURES

Stacks Up to 6 High (Seat-on-Seat); High-Strength Tapered Aluminum Legs; Welded Frame Construction; High-Density Foam Seat Cushion; Eco-Friendly Powder Coat Finish (Optional Wood Grain Finish Available); Premium Carpet Glides; Optional Retractable Ganging Brackets Available

# The **GLENWOOD** SERIES



STACKABLE UP TO 4

TRANSITIONAL DESIGN • STACKABLE • SOLID HARDWOOD FRAME

GLD-100



**GLD-100**  
Seat Height: 19.0 in  
Seat Width: 18.0 in  
Seat Depth: 19.5 in  
Overall Height: 34.5 in  
Overall Width: 21.3 in  
Overall Depth: 26.0 in

### STANDARD FEATURES

Stacks Up to 4 High (Seat-on-Seat); Fully Upholstered, Webbed Backrest; Solid Maple Frame with Tapered Legs; Webbed Deck Seat with High-Density Foam Cushion; Premium Carpet Glides

# The HOLLYWOOD SERIES



1" THICK SOLID MAPLE BACKREST • EXPOSED FLEX BACK PLATE  
WOOD & ALUMINUM FRAME OPTIONS

HWD-100-M



*Square Back | Hardwood Frame*

*Oval Back | Hardwood Frame*



**HWD-100**

Seat Height: 19.0 in  
Seat Width: 18.3 in  
Seat Depth: 17.5 in  
Overall Height: 34.5 in  
Overall Width: 18.3 in  
Overall Depth: 27.0 in



**HWD-101**

Seat Height: 19.0 in  
Seat Width: 18.3 in  
Seat Depth: 17.5 in  
Overall Height: 34.5 in  
Overall Width: 18.3 in  
Overall Depth: 27.0 in

*Square Back | Aluminum Frame*

*Oval Back | Aluminum Frame*



**HWD-100-M**

Seat Height: 19.0 in  
Seat Width: 18.3 in  
Seat Depth: 17.5 in  
Overall Height: 34.5 in  
Overall Width: 18.3 in  
Overall Depth: 27.0 in



**HWD-101-M**

Seat Height: 19.0 in  
Seat Width: 18.3 in  
Seat Depth: 17.5 in  
Overall Height: 34.5 in  
Overall Width: 18.3 in  
Overall Depth: 27.0 in

## STANDARD FEATURES

1" Thick Solid Maple Backrest with Upholstered Inside Cushion; Exposed, Decorative Back Plate with Flex Back Action; Wave Profile Seat with Molded Foam Cushion; Solid Maple Frame with Round Aluminum Stretchers (Optional Aluminum Frame Available); Premium Carpet Glides

# The LANTERMAN SERIES



TRADITIONAL DESIGN • MULTIPLE BACK STYLES • COORDINATING BARSTOOLS AVAILABLE

LNT-100-C

### Arm Chair



#### LNT-100-C

Seat Height: 19.0 in  
Seat Width: 17.5 in  
Seat Depth: 17.0 in  
Overall Height: 36.0 in  
Overall Width: 20.3 in  
Overall Depth: 24.5 in  
Arm Height: 24.5 in

*Shown with Optional Metal Ball Casters*

### Slant Arm Chair



#### LNT-103

Seat Height: 19.0 in  
Seat Width: 17.5 in  
Seat Depth: 17.0 in  
Overall Height: 36.0 in  
Overall Width: 20.3 in  
Overall Depth: 24.5 in

### Wraparound Chair



#### LNT-105

Seat Height: 19.0 in  
Seat Width: 17.5 in  
Seat Depth: 17.0 in  
Overall Height: 36.0 in  
Overall Width: 20.3 in  
Overall Depth: 24.5 in  
Arm Height: 24.5 in



### STANDARD FEATURES

Solid Hardwood Frame Construction; Fully Upholstered Backrest; Decorative Head-to-head Tacking Detail; Sprung Seat with High-Density Foam Cushion; Premium Carpet Glides; Optional Metal Ball Casters Available

The  
**MYRA**  
SERIES

PREMIUM COMFORT • DUAL CONTOURED BACKREST • 2 BACK DESIGNS  
EXCLUSIVE BASE OPTIONS • COORDINATING BARSTOOLS AVAILABLE

MYR-203



*Wing Back*



**MYR-202**

Seat Height: 19.0 in  
Seat Width: 18.5 in  
Seat Depth: 17.5 in  
Overall Height: 36.5 in  
Overall Width: 20.5 in  
Overall Depth: 25.0 in



*Crescent Back*



**MYR-203**

Seat Height: 19.0 in  
Seat Width: 18.5 in  
Seat Depth: 17.5 in  
Overall Height: 36.5 in  
Overall Width: 20.5 in  
Overall Depth: 25.0 in

**STANDARD FEATURES**

Fully Upholstered, Compound Curved Backrest; Powder Coated Aluminum Back Plate with Flex Back Action; Wave Profile, Molded Foam Seat Cushion with Waterfall Front; Welded Aluminum Base with Tapered Leg Design; Eco-Friendly Powder Coat Finish (Optional Wood Grain Finish Available); Premium Carpet Glides

NEW SERIES

# The **NOLA** SERIES

GASSER STUDIO COLLECTION

MODERN DESIGN • BISCUIT TUFTED BACKREST •  
COORDINATING BARSTOOL AVAILABLE

NLA-100-A

NOLA SERIES MODELS



*Side Chair*



**NLA-100**

Seat Height: 19.0 in  
Seat Width: 19.7 in  
Seat Depth: 18.3 in  
Overall Height: 34.1 in  
Overall Width: 20.3 in  
Overall Depth: 20.5 in



*Arm Chair*



**NLA-100-A**

Seat Height: 19.0 in  
Seat Width: 19.3 in  
Seat Depth: 18.3 in  
Overall Height: 34.1 in  
Overall Width: 24.2 in  
Overall Depth: 20.5 in  
Arm Height: 26.0 in

## STANDARD FEATURES

High-Strength Tapered Aluminum Legs; Welded Frame Construction; High-Density Foam Seat Cushion; Biscuit Tufted Backrest  
Eco-Friendly Powder Coat Finish; Integrated Multi-Surface Glides

See finishes and upholstery treatment options on pages 30-33.



LARGO'S - AVALON GOLF & COUNTRY CLUB  
WARREN, OH  
LANTERMAN DINING CHAIR (LNT-105)

# The NORTHWOOD SERIES



SOLID HARDWOOD FRAME • EASY CHANGE CUSHIONS  
COORDINATING BARSTOOL AVAILABLE

NWD-100



NWD-100

Seat Height: 18.5 in  
Seat Width: 20.5 in  
Seat Depth: 19.0 in  
Overall Height: 32.5 in  
Overall Width: 24.5 in  
Overall Depth: 24.0 in  
Arm Height: 26.0 in

### STANDARD FEATURES

Solid Hardwood Frame Construction; Fully Upholstered Backrest with Easy Change Cushion;  
Wave Profile Seat with Molded Foam Seat Cushion; Premium Carpet Glides; Optional Metal Ball Casters Available

# The PARK AVENUE SERIES



PROVEN PERFORMER • 4 BACK DESIGNS • EXCLUSIVE BACK OPTIONS  
COORDINATING BARSTOOLS AVAILABLE

PAV-114-C | Shown with Optional Head-to-Head Tacking and Metal Ball Casters

*Square Back*



PAV-100

Seat Height: 19.0 in  
Seat Width: 18.0 in  
Seat Depth: 17.8 in  
Overall Height: 36.3 in  
Overall Width: 18.0 in  
Overall Depth: 23.5 in

*Wing Back*



PAV-115

Seat Height: 19.0 in  
Seat Width: 18.0 in  
Seat Depth: 19.0 in  
Overall Height: 35.8 in  
Overall Width: 18.0 in  
Overall Depth: 23.5 in

*Window Back*



PAV-102

Seat Height: 19.0 in  
Seat Width: 18.0 in  
Seat Depth: 17.8 in  
Overall Height: 36.3 in  
Overall Width: 18.0 in  
Overall Depth: 23.5 in

*Wraparound Back*



PAV-114

Seat Height: 19.0 in  
Seat Width: 18.0 in  
Seat Depth: 17.8 in  
Overall Height: 30.5 in  
Overall Width: 22.5 in  
Overall Depth: 23.0 in



**STANDARD FEATURES**

Fully Upholstered Backrest; Powder Coated Aluminum Back Plate with Flex Back Action; Wave Profile Seat with Molded Foam Cushion; High-Strength Welded Aluminum Base; Eco-Friendly Powder Coat Finish; Integrated Nylon Glides; Optional Metal Ball Casters Available

# The **RIVERSIDE** SERIES



STACKABLE UP TO 10

OUTDOOR CHAIR • STACKABLE • RECYCLED PLASTIC LUMBER • UV RESISTANT POWDER COAT  
COORDINATING BARSTOOL AVAILABLE

RVS-100



RVS-100

Seat Height: 18.5 in  
Seat Width: 16.8 in  
Seat Depth: 17.0 in  
Overall Height: 34.0 in  
Overall Width: 18.8 in  
Overall Depth: 23.0 in

### STANDARD FEATURES

Stackable Up to 10 High; High-Strength Aluminum Frame; Welded Frame Construction; Recycled Plastic Lumber Backrest and Seat; Eco-Friendly, Outdoor Powder Coat Finish; Integrated Nylon Glides

# The ROMA SERIES



EXPOSED WOOD EDGE (OPTIONAL PROTECTIVE EDGE AVAILABLE) • MULTIPLE BASE OPTIONS • COORDINATING BARSTOOLS AVAILABLE

ROM-100 | Shown with Optional 'X' Stretcher and Metal Ball Casters



*Arched Top Back*



**ROM-100**

Seat Height: 19.0 in  
Seat Width: 18.5 in  
Seat Depth: 18.0 in  
Overall Height: 38.3 in  
Overall Width: 22.0 in  
Overall Depth: 24.5 in



*Flat Top Back*



**ROM-101**

Seat Height: 19.0 in  
Seat Width: 18.5 in  
Seat Depth: 18.0 in  
Overall Height: 36.0 in  
Overall Width: 22.0 in  
Overall Depth: 24.5 in

### STANDARD FEATURES

Wraparound Backrest with Exposed Maple Edge and Upholstered Cushions;  
Powder Coated Aluminum Back Plate with Flex Back Action; Webbed Deck Seat with High-Density Foam Cushion;  
Solid Maple Base with Hoop Stretcher (Optional 'X' Stretcher Available); Premium Super Glides; Optional Metal Ball Casters Available

# The SONATA SERIES



- STACKABLE UP TO 5

TRANSITIONAL DESIGN • STACKABLE • SOLID HARDWOOD FRAME  
ARMCHAIR MODELS AVAILABLE

SNA-111-A




*Side Chair | Flat Top*



**SNA-111**

Seat Height: 19.0 in  
Seat Width: 19.5 in  
Seat Depth: 18.0 in  
Overall Height: 35.0 in  
Overall Width: 19.5 in  
Overall Depth: 24.5 in



*Arm Chair | Flat Top*



**SNA-111-A**

Seat Height: 19.0 in  
Seat Width: 19.5 in  
Seat Depth: 18.0 in  
Overall Height: 35.0 in  
Overall Width: 19.5 in  
Overall Depth: 24.5 in  
Arm Height: 25.0 in

*Side Chair | Arched Top*



**SNA-112**

Seat Height: 19.0 in  
Seat Width: 19.5 in  
Seat Depth: 18.0 in  
Overall Height: 35.0 in  
Overall Width: 19.5 in  
Overall Depth: 24.5 in

*Arm Chair | Arched Top*



**SNA-112-A**

Seat Height: 19.0 in  
Seat Width: 19.5 in  
Seat Depth: 18.0 in  
Overall Height: 35.0 in  
Overall Width: 19.5 in  
Overall Depth: 24.5 in  
Arm Height: 25.0 in

## STANDARD FEATURES

Stackable Up to 5 High (Seat-on-Seat); Solid Maple Frame with Tapered Legs; Wave Profile Seat with Molded Foam Cushion; Premium Carpet Glides

# The STEEL VALLEY SERIES



INDUSTRIAL DESIGN • STEEL FRAME CONSTRUCTION • CUSTOM ETCHING AVAILABLE  
COORDINATING BARSTOOL AVAILABLE

SVC-100



SVC-100


Seat Height: 18.0 in  
Seat Width: 16.3 in  
Seat Depth: 17.0 in  
Overall Height: 30.8 in  
Overall Width: 18.3 in  
Overall Depth: 20.3 in

### STANDARD FEATURES

Welded Steel Frame Construction; Exposed Plywood Seat and Back; Premium Carpet Glides;  
Custom Etching Available on Backrest

## PROTECTIVE EDGE COLOR PALETTE

STANDARD COLORS



CUSTOM COLORS AVAILABLE

## POWDER COAT COLOR PALETTE

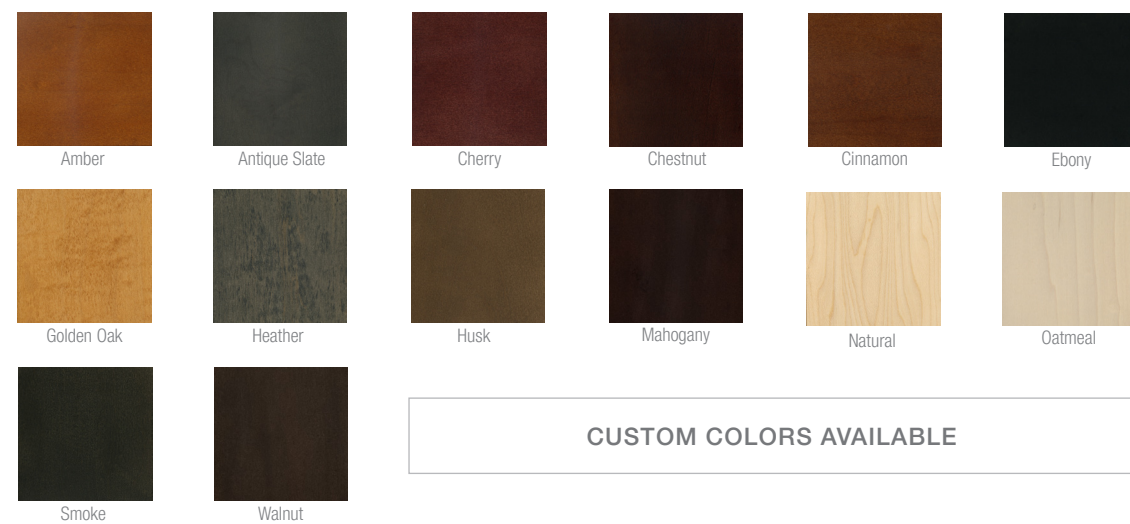
STANDARD COLORS



CUSTOM COLORS AVAILABLE


## WOOD STAIN COLOR PALETTE

STANDARD COLORS



CUSTOM COLORS AVAILABLE


## TEXTURED FINISHES



CUSTOM COLORS AVAILABLE

## WOOD GRAIN FINISHES

*Beauty of wood, durability and affordability of aluminum  
(Myra 4-Leg Base Option - Not available on all base options)*



## UPHOLSTERY TREATMENT OPTIONS

*All upholstery treatment options may not fit all models*



CUSTOM EMBROIDERY



SEWN TACK TUFTING



ACCENTING UPHOLSTERY



CHANNEL SEWN TUFTING



HEAD-TO-HEAD TACKING

## HANDLE & FINGER GRIP OPTIONS

*All handle options may not fit all models*



**FG-3**

Solid Machined Aluminum  
Fastened with Locking T-nuts



**FG-10**

Molded Polymer Inset Fastened  
from the Inside with Four Fasteners  
*\*Not recommended on Fully Upholstered Models*



**FG-11**

Solid Cast Aluminum  
Fastened with Locking T-nuts



### CUSTOM HANDLES AVAILABLE

Not seeing the right handle for your project? Contact us to discuss custom handle options.



